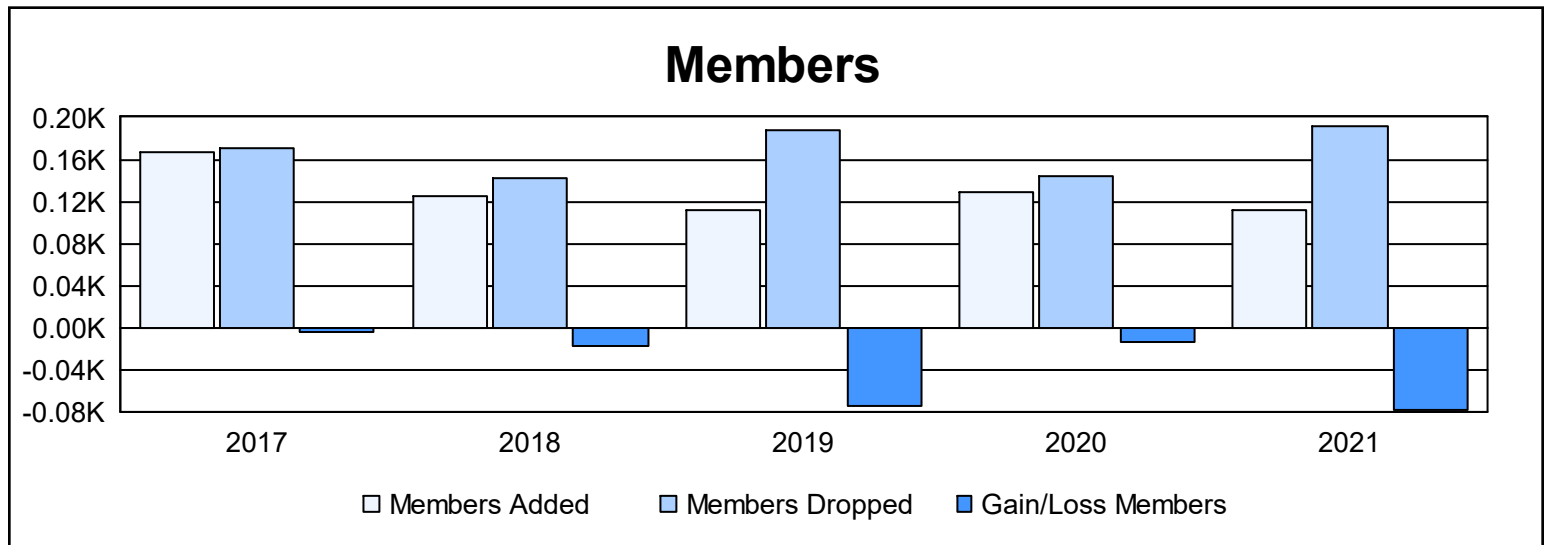

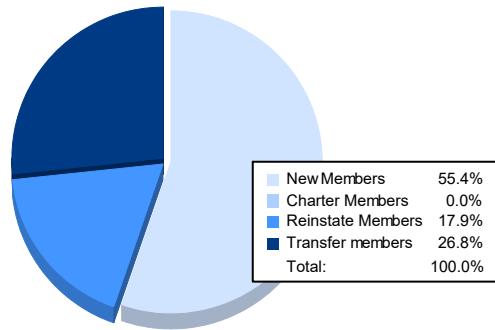


Year	New Clubs	Dropped Clubs	Gain/Loss Clubs	New Members	Charter Members	Reinstate Members	Transfer Members	Total Member Added	Total Members Dropped	Gain/Loss Members
2016-2017	1	0	1	141	20	4	1	166	171	-5
2017-2018	0	0	0	118	0	3	3	124	142	-18
2018-2019	0	0	0	98	0	12	2	112	187	-75
2019-2020	0	0	0	109	0	0	20	129	143	-14
2020-2021	0	0	0	62	0	20	30	112	191	-79
Average	0	0	0	106	4	8	11	129	167	-38



Membership Composition June 2021 Cumulative



Gender Composition June 2021 Cumulative

